


Please note that this is a preliminary floorplan only and can be subject to modifications !


Check-In1 height

Backoffice 011 2,45 m
 Check-In1 2,40 m

Floor: Carpet/Natural stone



 Keepout area

 Escape area


 Spezial area:

- only low fire load permitted
- up to 10m² per stand
- at least 2,50m space around every stand

 Emergency exit

 Fire extinguisher, fire alarms
 fire hose, fire hydrant



Ground Floor	Event:		approved:
Check-In1	Date:		17.09.2020
Floor space 109,00 m ²		scale:	1:100
		paper size:	A4

filename: Ch-In1_Leer_EN_A4.pdf